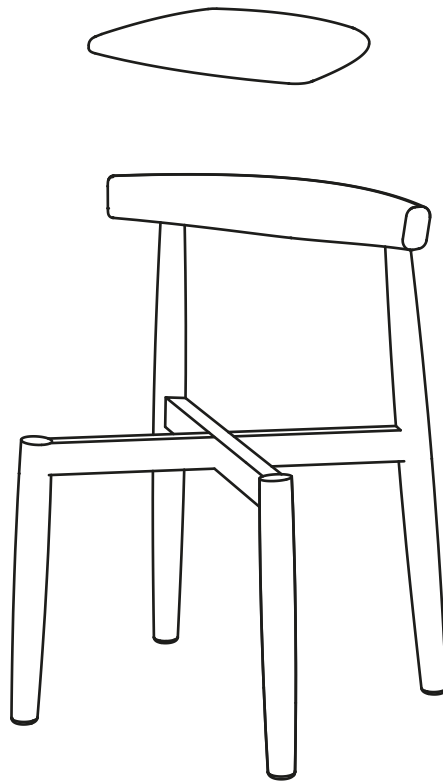


CLARETTA

by Florian Schmid



5 min

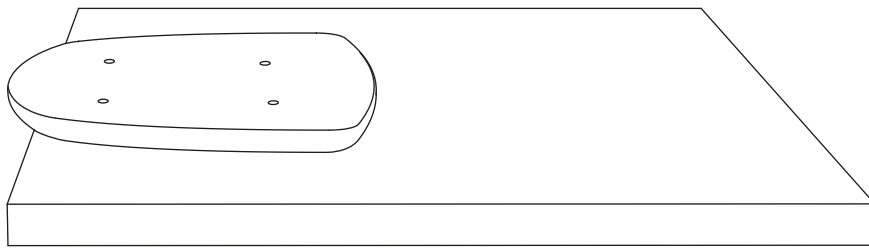


4x
M6x60



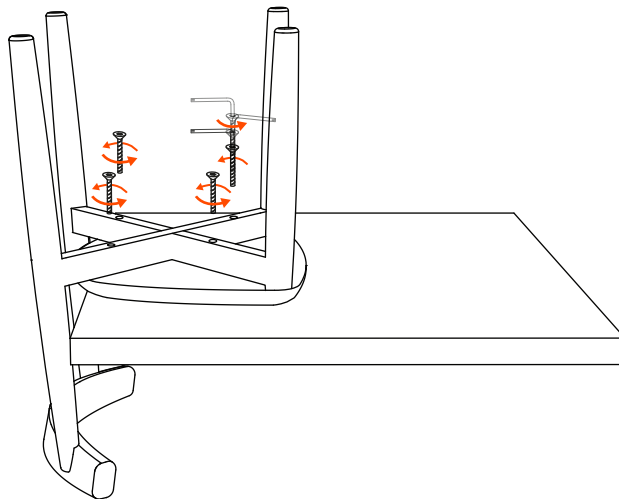
1x
4 mm

1




Posizionare la seduta capovolta sopra un piano di appoggio come da immagine. | Put the seat upside-down, over a bearing surface, as shown in the illustration.

2



Posizionare la struttura della sedia capovolta sopra la seduta e avvitare i due componenti con le viti fornite. | Put the chair's structure over the seat, upside-down, and screw the two elements with the supplied screws.

3



Questo oggetto è stato progettato, realizzato e raffinato in Italia. Lo abbiamo costruito attentamente, per fargli vivere anni e anni di storie domestiche.
This piece was designed, made and refined in Italy. It was carefully built, to let it experience years and years of domestic stories.